

# SSFA comparison

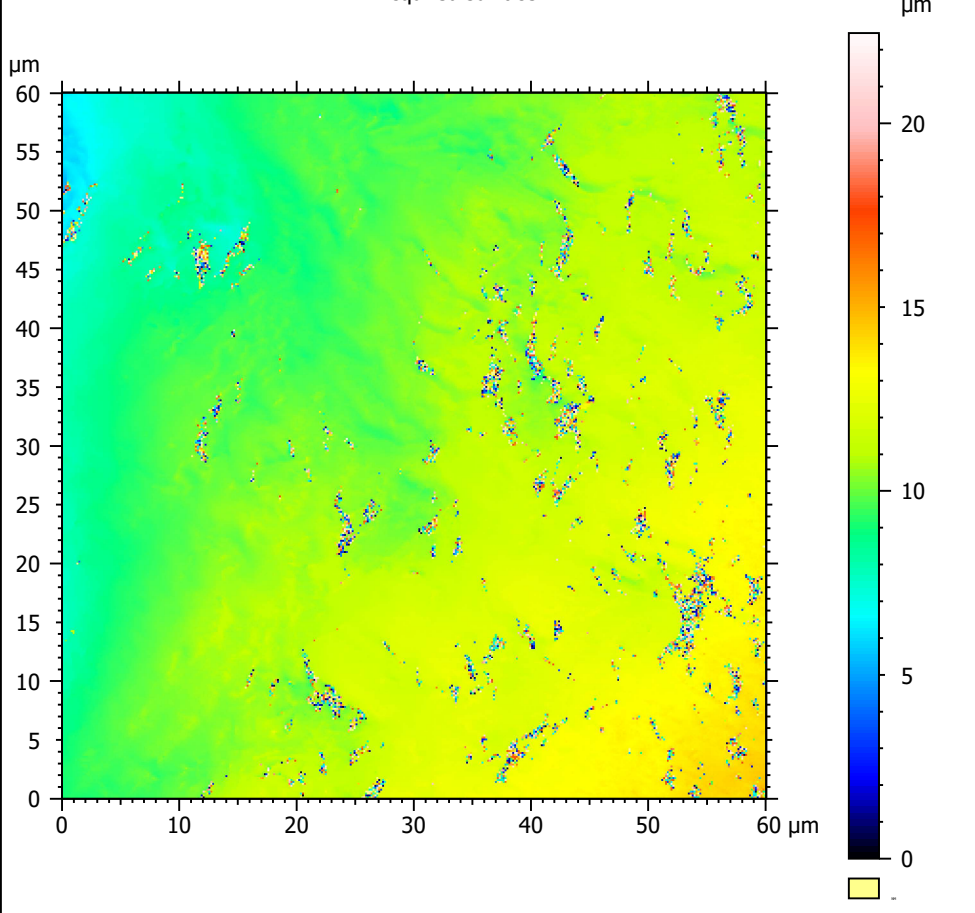
Template to process all surfaces acquired with the Nanofocus  $\mu$ surf Custom with the 100x/0.80 objective.

## A. Processing

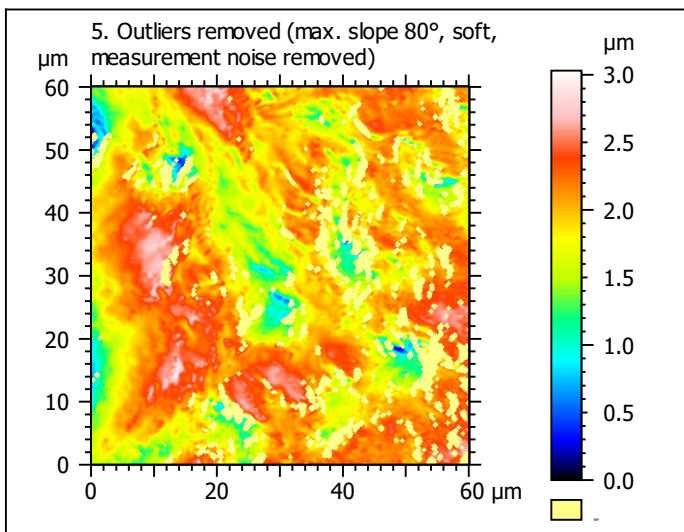
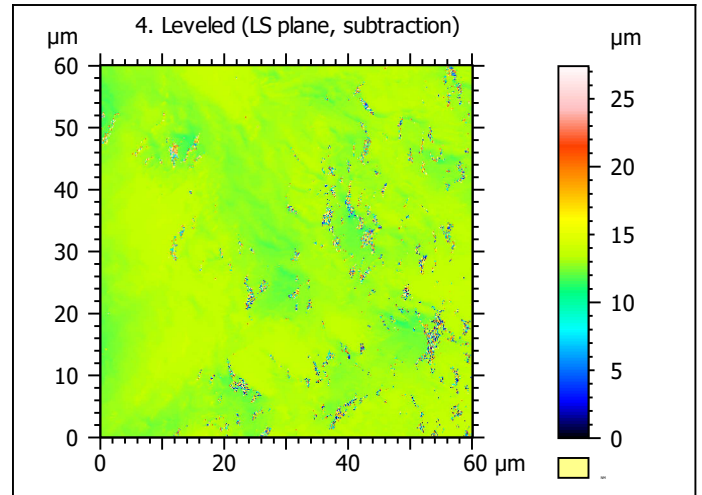
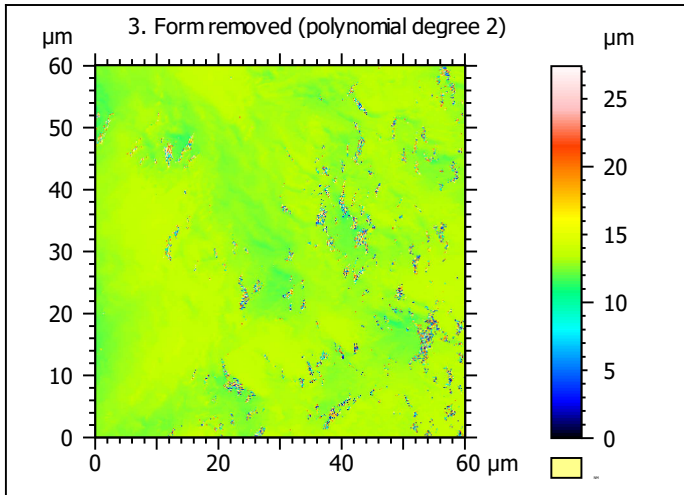
### Identity card

Name:	capor_2CC5B2_txP4_#1_1_100xL_4		
File path:	D:\Data\3Ddata\SSFA\GuineaPigs\Original surfaces\capor_2CC5B2_txP4_#1_1_100xL_4.nms		
Studiable type:	Surface		
Axis:	X		
Length:	60.06	μm	
Size:	370	points	
Spacing:	0.1628	μm	
Axis:	Y		
Length:	60.06	μm	
Size:	370	points	
Spacing:	0.1628	μm	
Axis:	Z		
Layer type:	Topography		
Length:	22.45	μm	
Size:	64199	digits	
Spacing:	0.0003497	μm	
NM-points ratio:	0.5654 % (774 Pts)		

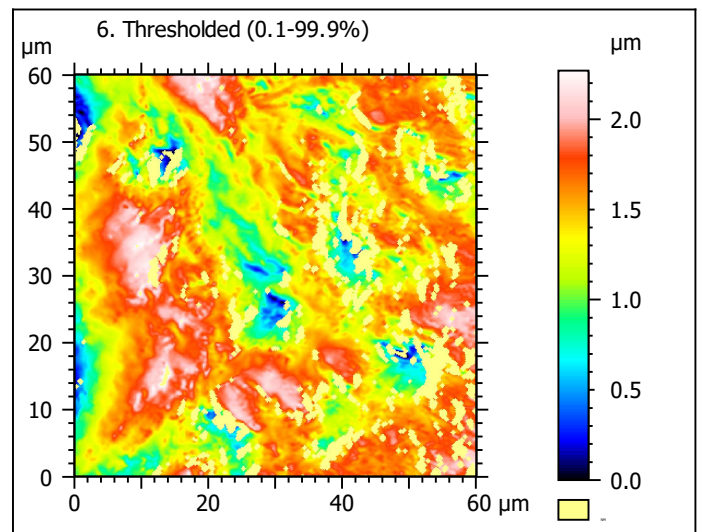
1. Acquired surface



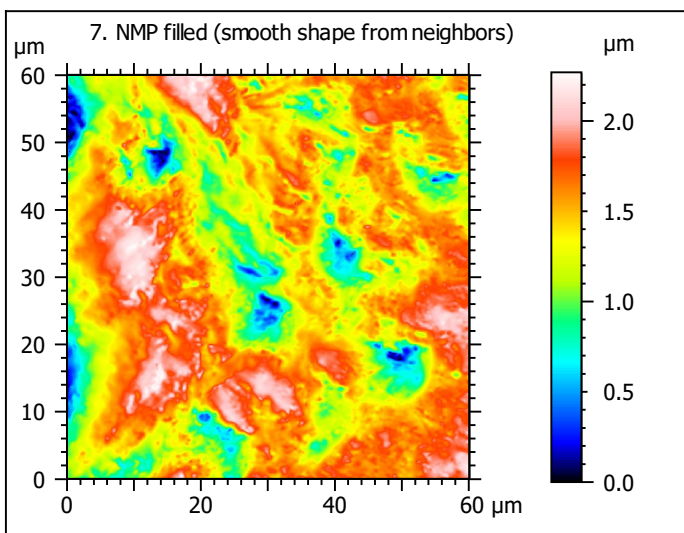
*Note that the surfaces have been preprocessed (mirrored in z and cut to 60x60  $\mu$ m) according to Winkler et al. (2019), PNAS 116: 1325-1330.*



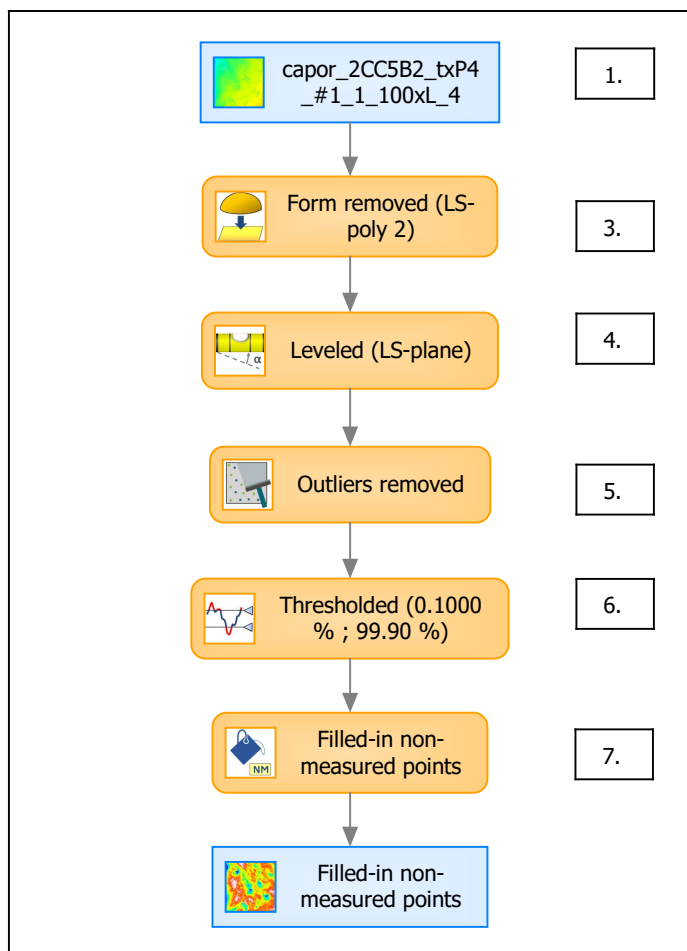
Identity card	
Name:	capor_2CC5B2_txP4_...e) > Outliers removed
Axis:	Z
NM-points ratio:	13.34 % (18263 Pts)



Identity card	
Name:	capor_2CC5B2_txP4_...0.1000 % ; 99.90 %)
Axis:	Z
NM-points ratio:	13.51 % (18499 Pts)



## B. Summary



### Identity card

Name:	capor_2CC5B2_txP4_#1_1_100xL_4 > Form removed (LS-poly 2...resholded (0.1000 % ; 99.90 %) > Filled-in non-measured points		
Studiable type:	Surface		
<b>Axis:</b>	<b>X</b>		
Length:	60.06	µm	
Size:	370	points	
Spacing:	0.1628	µm	
<b>Axis:</b>	<b>Y</b>		
Length:	60.06	µm	
Size:	370	points	
Spacing:	0.1628	µm	
<b>Axis:</b>	<b>Z</b>		
Layer type:	Topography		
Length:	2.269	µm	
Size:	6489	digits	
Spacing:	0.0003497	µm	

